

Guide:

How to Register on the ClubV1 Members Hub

To successfully register to the ClubV1 Members Hub on the website and APP, the email address you are using must match the email address the golf club holds within their secure database.

For Members who do not have a HowDidiDo Account:

1. Load the ClubV1 Members Hub via the App or via a web browser.
2. Choose the Option for "Passport Registration".



ClubV1 Members Hub

<p>➔ Passport Log In</p> <p>You can log in using your HowDidiDo Passport credential.</p>	<p>✍ Passport Registration</p> <p>If you do not have a HowDidiDo Passport account, click here to create one.</p>
--	--

3. Enter your Email Address, Password and Full name in the Register Account page.

Register Account

Registering an account is quick and easy. With a HowDidiDo Passport account you only need to login once to access multiple Club Systems services such as HowDidiDo, ClubSites and more.

Email	tom.bond@clubsystems.com
Password	•••••
Confirm	•••••
Forename	Tom
Surname	Bond


[Register](#)

© 2016 - Club Systems International [Privacy](#) [Cookies](#) [Terms & Conditions](#) [Contact Us](#)

3. An activation email will then be sent to your email inbox. You will then need to click on the Blue "Confirm Account" button to activate your registration.

[Reply](#) [Reply All](#) [Forward](#)

Fri 31/08/2018 10:20

 HowDidiDo Passport <noreply@hdid.co.uk>
Account Registration

To Tom Bond

i If there are problems with how this message is displayed, click here to view it in a web browser.
Click here to download pictures. To help protect your privacy, Outlook prevented automatic download of some pictures in this message.

Hello Tom,

Thanks for registering with HowDidiDo Passport

In order to login to your account you must first verify your email address - this process only takes a moment. After confirming your account by clicking the button below you'll be able to login immediately.

[Confirm Account](#)

Copyright © 2018 - <https://passport.howdido.com>

- Once you have clicked on the “Confirm Account” button you will be redirected to the HowDidiDo Passport Website, this is where you can update your password if ever needed.

Profile

Forename	Tom
Surname	Bond

If you wish to update your password, please enter and confirm it below.

New Password	<input type="password"/>
Confirm	<input type="password"/>

Remember to update your [account recovery](#) options as well if you haven't already done so, to avoid losing access to your account. You can also change your primary email address [here](#).

Please re-enter your current password to save the changes.


Password	<input type="password"/>
----------	--------------------------

[Update](#)

- You will then need to go to the ClubV1 Members Hub and login with the details you registered with.
Once you have logged in you will be brought to this page:


Switch Clubs

Linked Clubs

 You are not linked with any clubs.

Search for Clubs

If you're a member of a club that uses the ClubV1 Members Hub, please click below to search for clubs that you may link to.

 Search For Clubs

Your club may show in the Linked Club above, if it does then please select that and you will now be linked to your club and will now be on the ClubV1 Members Hub dashboard.

If, like in the image above, your club does not show up in the Linked Clubs section select the option to “Search for Clubs”

- Once you choose the option for 'Search for Clubs' any club that has your email address on record will show up.

Club Setup

We have found 2 clubs you can link with. To access a new club hub, you must validate yourself as a member. This is done by confirming the first line of your address on your account with said club.

The screenshot shows two club selection cards. The left card is for 'SUPPORT GOLF CLUB' and the right is for 'Dev Golf Club'. Both are 'Account for Tom Bond'. The 'Dev Golf Club' dropdown menu is open, showing a list of addresses. The address '4 Sireet Lane, Disley, Stockport, Greater Manchester' is highlighted in blue. Below the dropdown is a 'Continue' button. At the bottom, there is a footer with 'Privacy | Terms and Conditions' and '©2018 - Club Systems International Ltd.'

If you see your club show up you will then need to select the box saying “--- Please select from dropdown ---”. When you select that three home addresses will appear, you will need to select the Home Address that applies to you and hit Confirm.

- After that you will now be logged in and on the Dashboard screen like the one below.

The screenshot shows the 'ClubV1 Members Hub' dashboard for 'Tom Bond'. The top navigation bar includes 'Dashboard', 'Booking', 'Results', 'Finance', 'Club', 'Account', and 'Log Out'. The main content area is divided into several sections: 'Course Status' (OPEN, Fairway Mats), 'Latest News' (with a placeholder image), 'Latest Competition' (Par Bogey Publish, 22 Aug 2018, Div 1), and 'BRS Bookings' (with the BRS GOLF logo). A table in the 'Latest Competition' section shows the following data:

Rank	Name	Score	Par
1	No Account	8.0	-7
2	Johnny Fox	13.0	-9

At the bottom, there is a note: 'Your Club uses BRS as their booking provider.'

For Members who have HowDidiDo Accounts:

If you already have an existing HowDidiDo account you will not need to register on the ClubV1 Members Hub.

HowDidiDo and the Members Hub both use what is called the HowDidiDo Passport. This is a universal Username and Password which works for both sites.

All you will need to do is login using the same Email Address and Password you use for HowDidiDo and you will be promoted to link your Members Hub account to you Home Club.

We hope this Guide has been useful, informative and hope you enjoy your time using the ClubV1 Members Hub and find it useful for your Membership needs. We appreciate any feedback you can give us regarding the Hub.

If you have any feedback, queries or are experiencing any difficulties with the Members Hub, please send us an email to the address membersapp@clubsystems.com